




EnergyWellnessProducts.com



CAUTION: RISK OF ELECTRIC SHOCK. DO NOT REMOVE COVER (OR BACK).
REFER SERVICING TO QUALIFIED SERVICE PERSONNEL.

HOTHOUSE

8.3




TIME



SOQI®

S/N.EEG1005831

EnergyWellnessProducts.com



MODEL:
NAME OF
INSTRUMENT:

YS-50D HOTHOUSE

Super Radiant Dome

HOUSE HOLDING

NOTE(READ THE DIRECTIONS MANUAL BEFORE USING)

THE MODE OF OPERATION FOR THIS EQUIPMENT IS INTERMITTENT.DONT KEEP IN HEATING OVER ONE HOUR.

DONT EXPOSE HEAD AND EYES TO THE RADIANT RAYS DIRECTLY.

DONT RIDE OR BURDEN THINGS ON THE INSTRUMENT.

DONT USE IT IN A WET PLACE.THE POWER SOCKET MUST BE WITH GROUND WIRE.

ANY UNUSUAL PHENOMENA OCCUR DURING HEATING TURN OFF THE INSTRUMENT.PULL OUT THE PLUG AND CONTACT WITH THE SELLER AS EARLY AS POSSIBLE.

Power supply: 100-120V - 50-60Hz

Time limit: 1 hour

Power: 380W

Weight: 7.5kg


30-10



HTE INTERNATIONAL GROUP

TECHNICAL COLLABORATION: SKYLITE CORPORATION JAPAN

Awarded BSI
ISO9001 Certification
Cert. No. FM55613



• EEG1005931 •

EnergyWellnessProducts.com



Awarded BSI
ISO9001 Certification
Cert No. FM55818



★ EEG1005831 ★

EnergyWellnessProducts.com

YS-50

HOTHOUSE™

使用説明書

OPERATING INSTRUCTIONS

ARAHAN PENGGUNAAN

사용설명서

หนังสือแนะนำวิธีการใช้

MODE D'EMPLOI

INSTRUCCIONES

BEDIENUNGSANLEITUNG

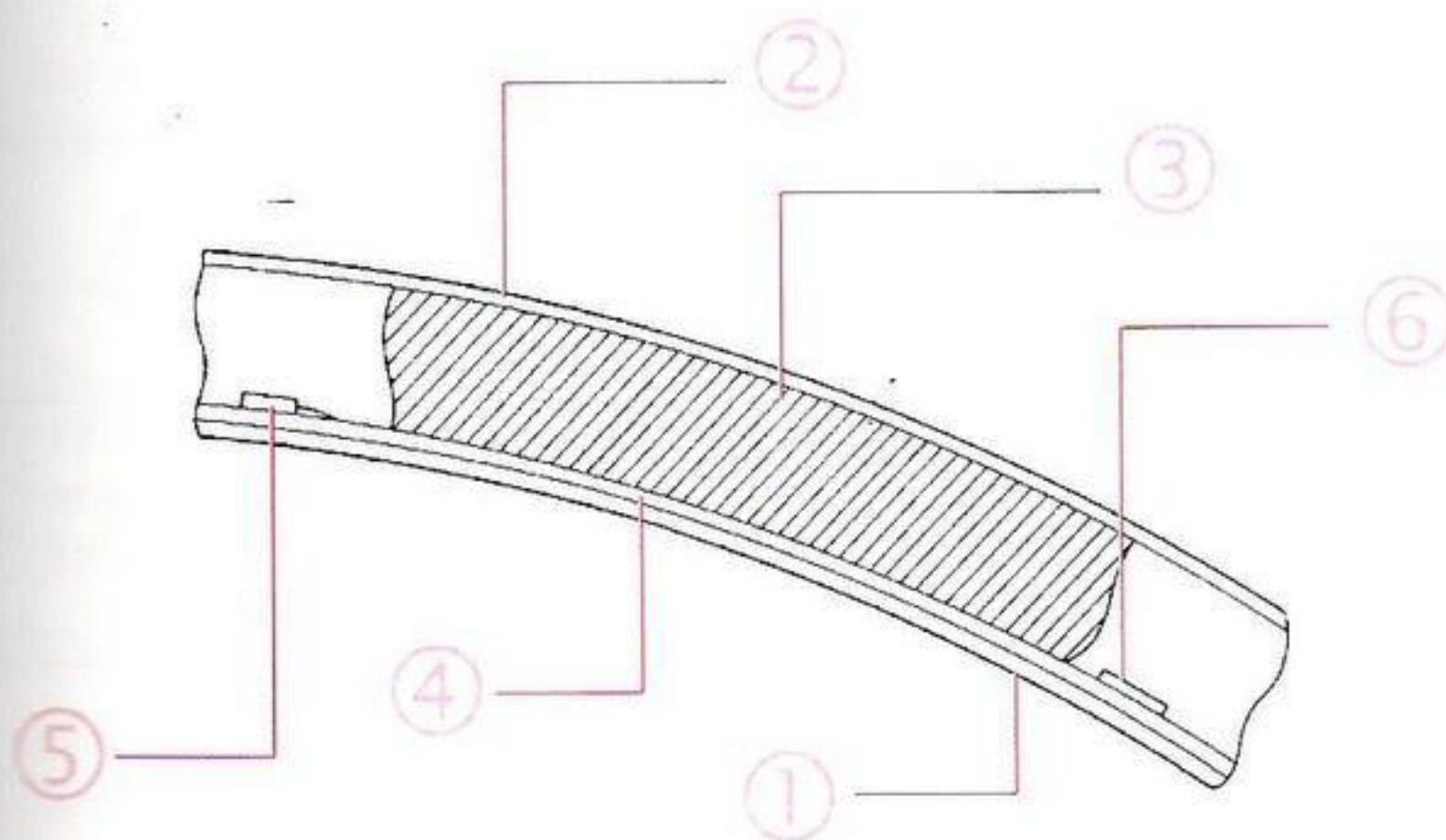


CHARACTERISTICS

- * Designed and set at the most effective far infrared ray range (8-10 microns) for the human body.
- * A new technical invention with high radiant density and with excellent temperature control function.
- * Based on the needs of the human body, the radiation plate is semicircular in design for the utmost effect.
- * Controlled by an electron stable temperature controller to maintain a fixed temperature of the radiation plate at approximately 70°C .
- * Easy to operate, no special technique required for operation or storage.
- * A strictly quality controlled product which is durable and long lasting.

◆ SAFETY INFORMATION:

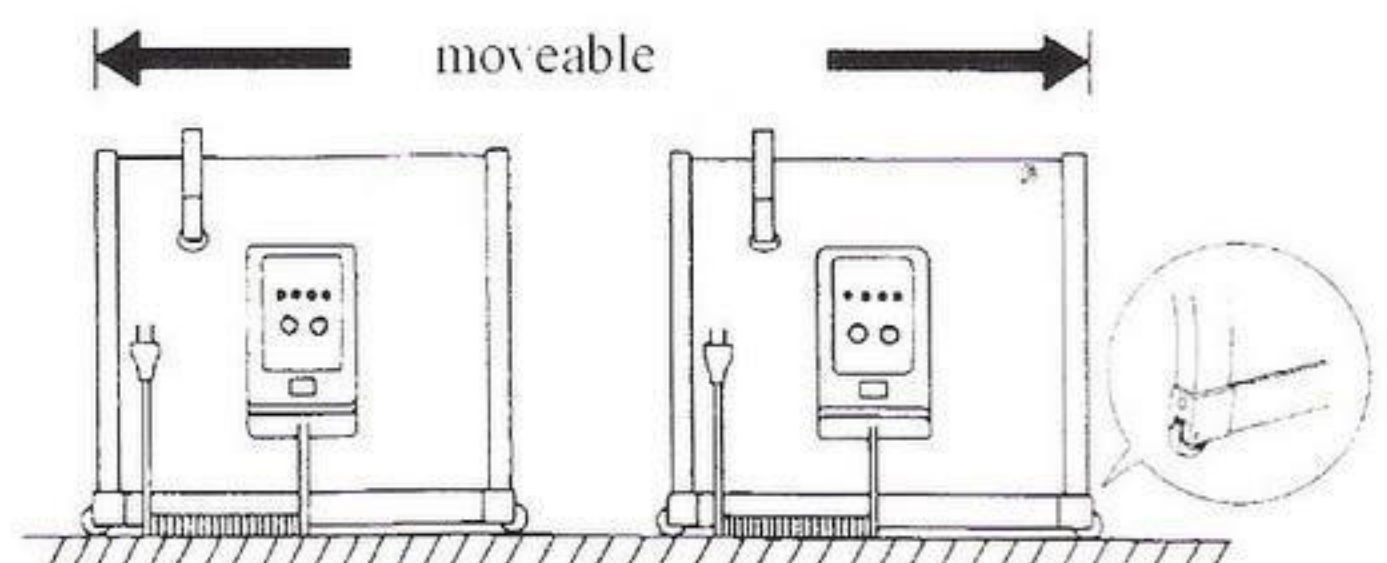
Controlled by an electron stable temperature controller, the unit maintains a steady temperature ($70^{\circ}\text{C} \pm 5^{\circ}\text{C}$) on the radiation surface. It has a special interior design so that it will not hurt your skin even if you touch the surface. In addition to this, a thermostat (an automatic apparatus for regulating temperature, esp. for preventing overheating) is specially built in to switch the unit off at $90^{\circ}\text{C} \pm 5^{\circ}\text{C}$ precluding any chance of overheating from a malfunction, thus making the unit absolutely safe.



1	Radiant plate
2	Back cover
3	Heat-protective glass fibre
4	Heat-generating plate
5	Electron temperature controller
6	Thermostat

◆ CONVENIENT CASTERS

There are four casters attached to the base of the unit for ease of use.



1.CORRECT USAGE- PROHIBITIONS, PRECAUTIONS AND WARNING

Warning clothes whilst using the unit will not reduce its effects.

Warnings:

Do not use in the following circumstances:

- * For new born babies.
- * If you suffer from red itchy skin where you sunbathe.
- * If you have a pace-maker.

Cautions:

Consult a physician before use if:

- * You are undergoing treatment for special symptoms or discomfort.
- * You have a brain disorder.
- * You have a high temperature(38°C or 100°F) or fever.
- * You have any acute disease.
- * You have perceptual problems.
- * You are photo-allergic (allergic to light).
- * You have serious heart condition.
- * You have serious high blood pressure.
- * You are wearing a bandage covering an injury.
- * Your skin becomes red, itchy or swollen whilst under the HotHouse.
- * You have a pace-maker fitted.

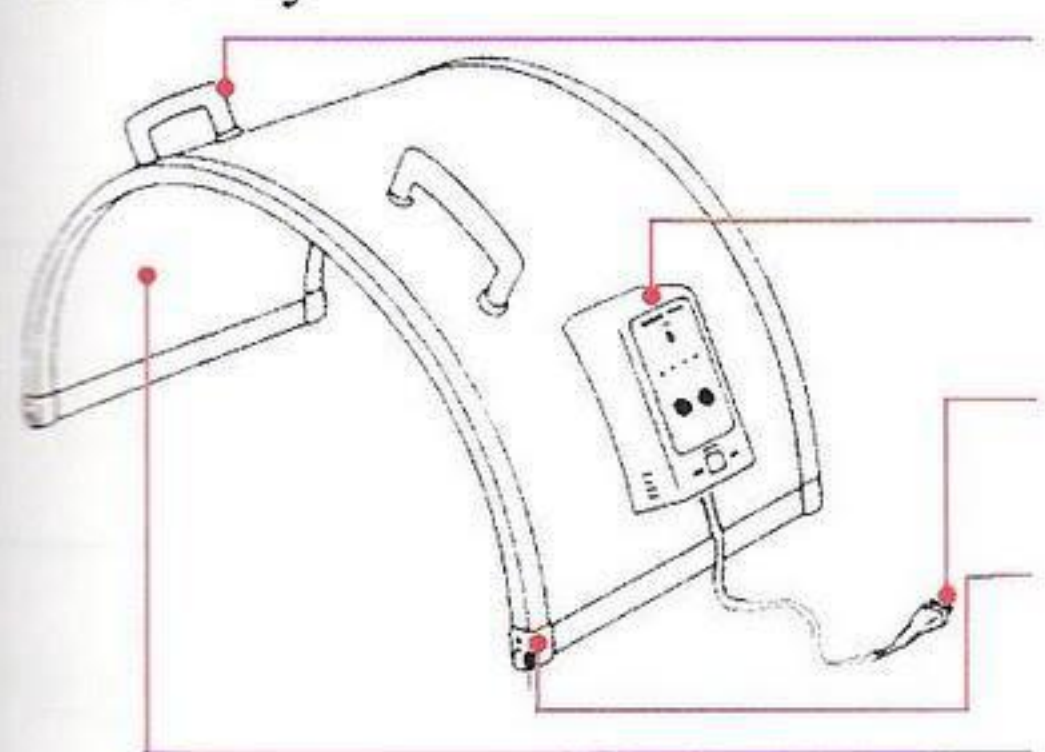
2. SPECIFICATIONS, CHARACTERISTICS

©SPECIFICATIONS

POWER SUPPLY	AC 100V~240V(50/60Hz)
POWER RATING	□ 350W
TEMPERATURE CONTROL	Electronic stable temperature controller
TIMER	15-60 minutes (one time indicator lamp= 15minutes)
RADIATION PLATE TEMPERATURE	$70^{\circ}\text{C} \pm 5^{\circ}\text{C}$
MAXIMUM TEMPERATURE	$90^{\circ}\text{C} \pm 5^{\circ}\text{C}$
SIZE	(L)630X(H)330X(W)367(mm)
WEIGHT	5.7kgs
POWER CORD	Usable length Approx 2.5M
ACCESSORIES	Arm rests and extensions
OPERATING TEMPERATURE	$0^{\circ}\text{C} \sim 40^{\circ}\text{C}$ (Environmental temperature)

5. COMPONENT NAME AND FUNCTION

Main body



HANDLE-For moving or carrying the unit.

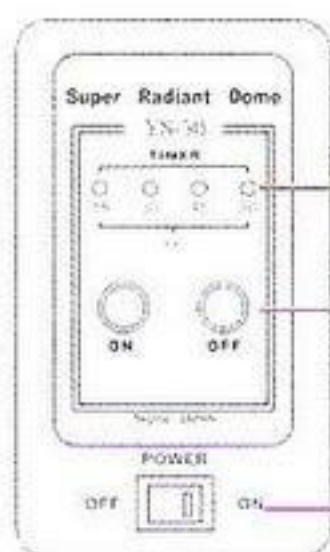
CONTROL BOX- Controls all functions.

POWER CORDS PLUG-For 100V-240V AC household outlet.

CASTERS-To move or adjust the position of the unit.

RADIANT PLATE-To generate Far Infrared Rays during use.

Controller



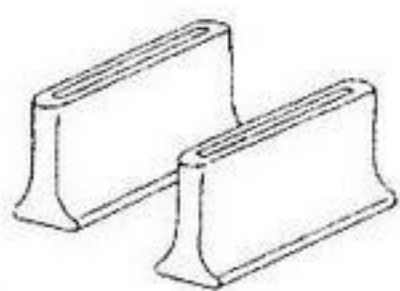
TIME INDICATOR They are on when the timer is running.

TIME-SETTING BUTTON(1 hour)-Set timer to the desired duration.

POWER SWITCH-Switches power "ON" and "OFF".

POWER INDICATOR-Lights up when the power switch is turned on.

6. ACCESSORIES




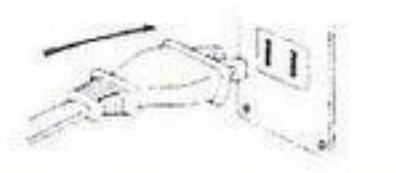

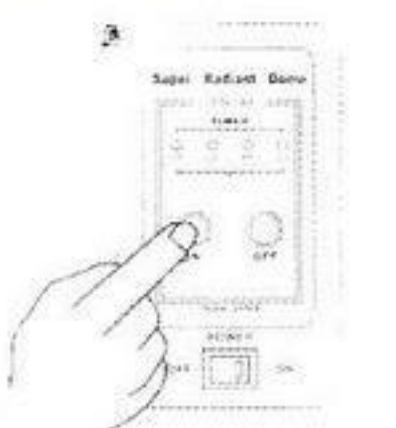
Height Extension



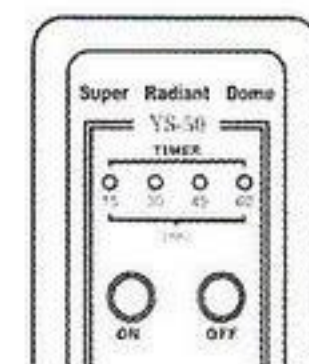
Arm Rests

7. OPERATING INSTRUCTIONS

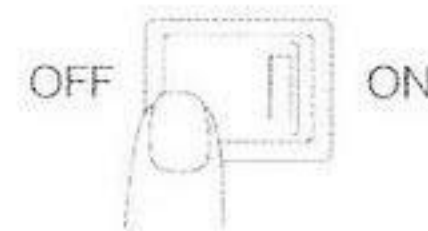
1. Operating steps

A. Make sure the power switch and timer are both "OFF".	
B. Plug into the power outlet.	
C. Turn the power switch to "ON".	
D. Set the timer to the desired duration by pressing the time-setting "ON" button (each time for 15 minutes) Use no longer than 1 hour each time.	
E. The unit is already in operating state, Please refer to the illustrations on page 26 for the position options.	EnergyWellnessProducts.com

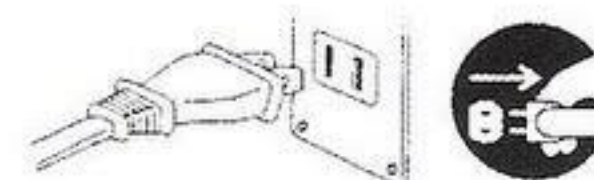
F. When the set time is up, the yellow time indicator will turn off, the buzzer will sound after 3~4 seconds and the controller will automatically cut off the power.
If the user wants to stop using the unit whilst it is running, turn off the time indicators by pressing the time setting “OFF” button once only.



G. Turn the power switch to “OFF” and the green power switch indicator will go off.
Be sure to turn off the power after use.



H. Unplug
Unplug the unit by holding the plug itself and pulling it out of the socket.



Caution:

* If user's skin becomes reddish or swollen, discontinue use of the unit immediately and consult a doctor for advice.

2.DURATION AND FREQUENCY OF USE

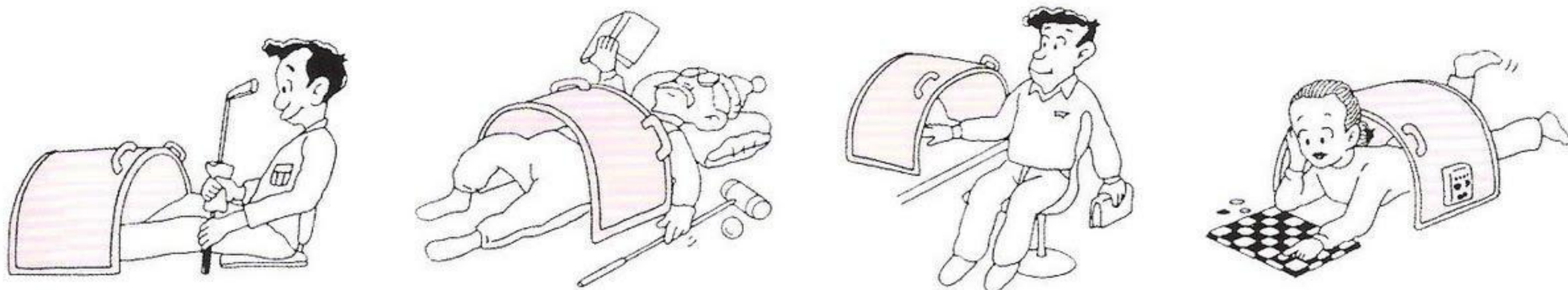
Duration	Maximum 1 hour each time.
Frequency	Maximum twice a day. Excessive use may cause a temporary fever on your head or a feeling of tiredness next morning. For the first week, limit use to 30 minutes only, once a day. Increase the duration and frequency gradually after the body gets used to it.



3.CLEANING AND STORAGE

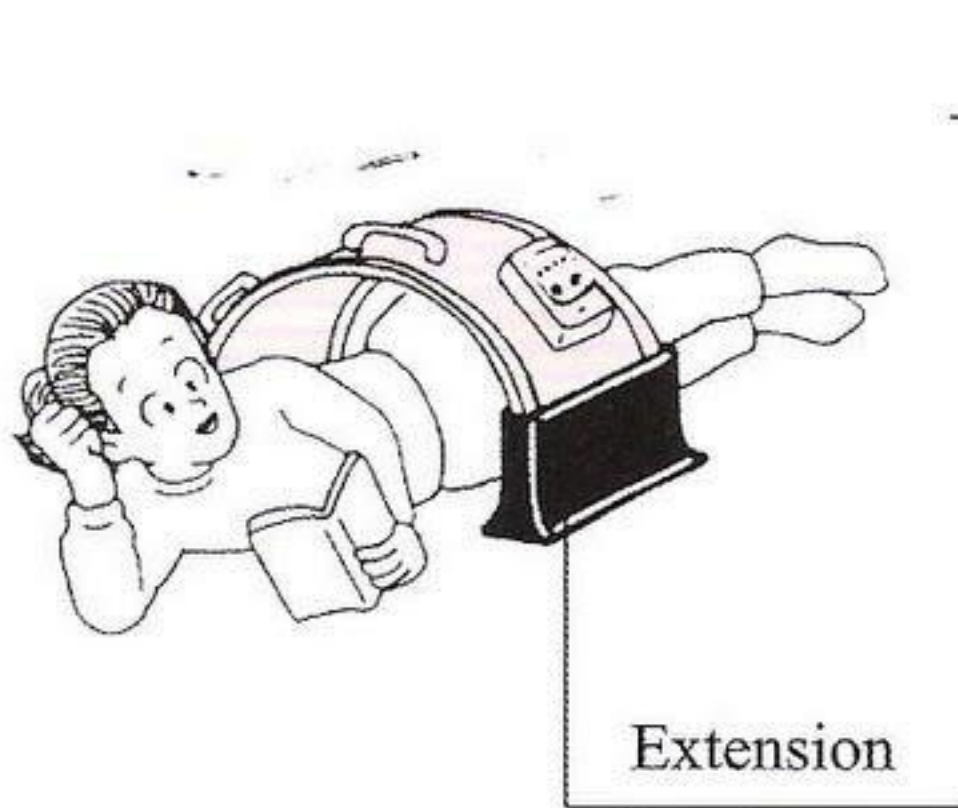
*If the unit surface becomes dirty, wet, or damp from moisture, use a clean soft towel slightly moistened with a gentle non-abrasive cleaner to clean it.	
*To avoid dissolving and damage the unit's surface, do not use solvents or strong alkaline or acidic cleaners to clean it.	
*To avoid damage or scratching the unit's surface, do not use an abrasive brush or dry detergent powder to clean it.	
* Store in a proper place, free from water, moisture and direct sunshine.	
* To avoid damage to the unit, do not place heavy objects on top of the unit.	

4. POSITION OPTIONS

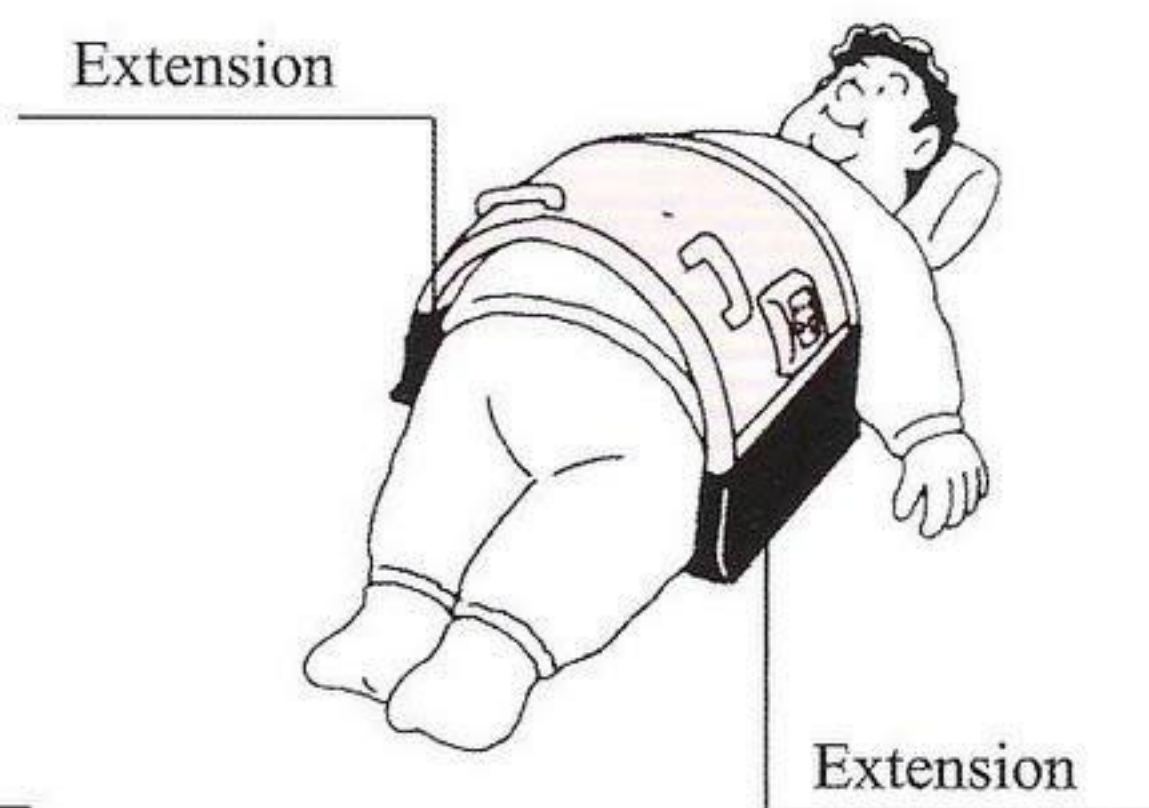


*Examples for using height extensions:

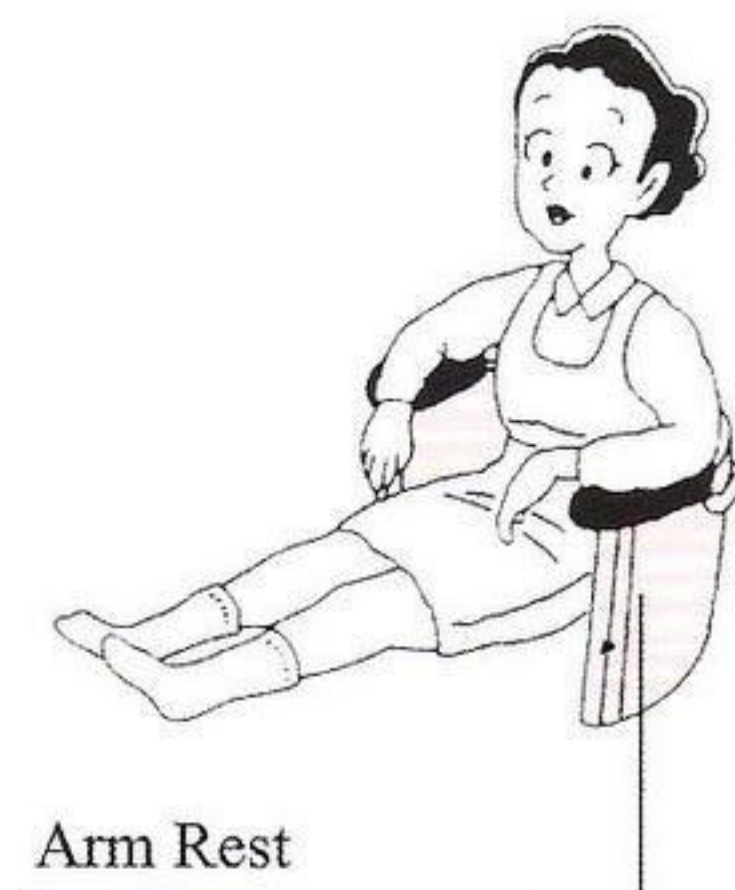
Using one extension



Using two extensions



Using arm rests



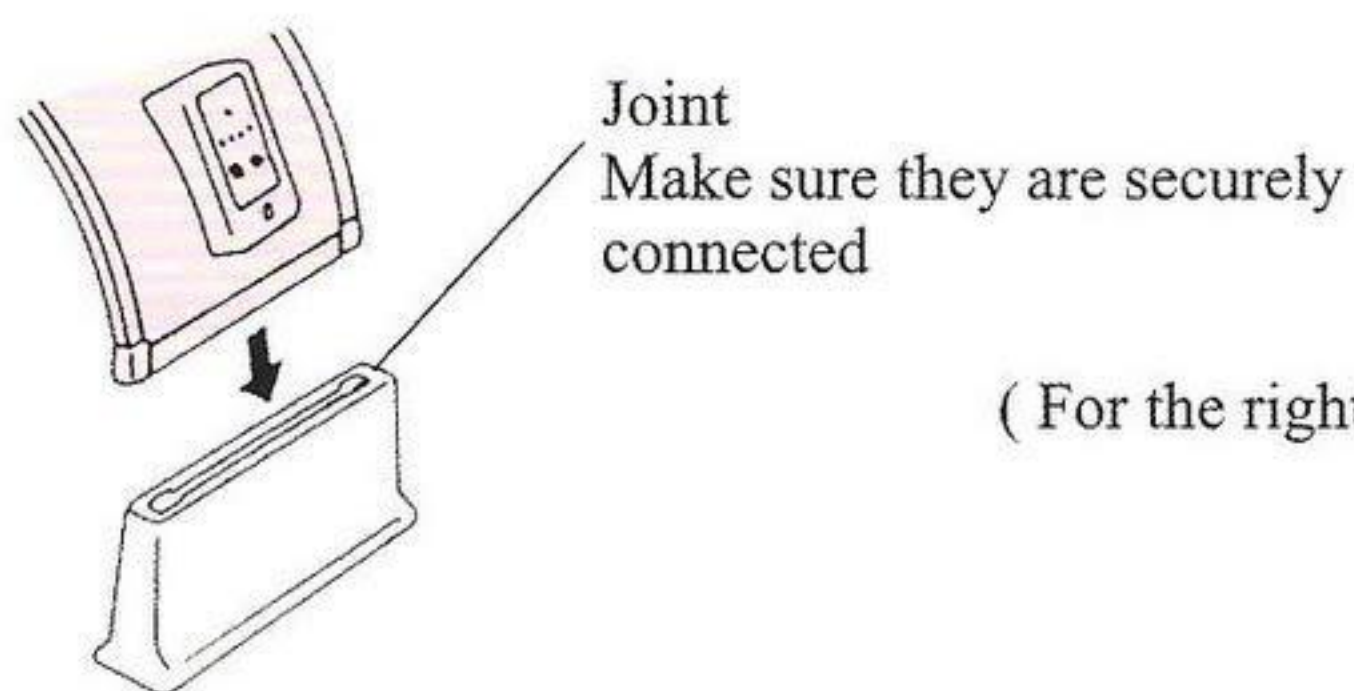
POINTS FOR ATTENTION:

*When using the unit on its side for treatment of the lower back, make sure the arm rests are installed and used. Prolonged touch of the metal parts could cause low level burns even though the surface only feels warm.

*To avoid accidental touch to the radiation plate when turning the body around under the unit, make sure the height extensions are used. Depending on the height needed, use one or both of the extensions.

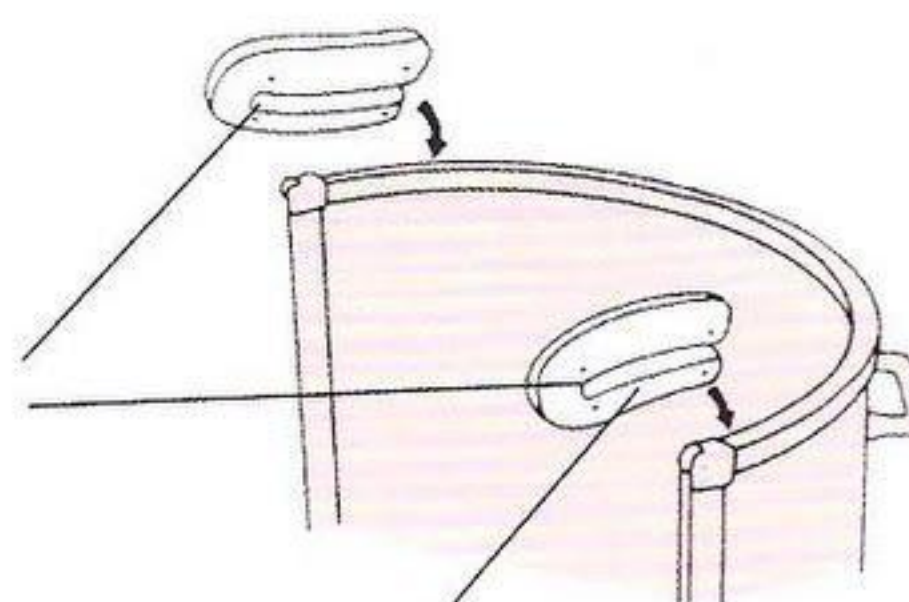
*When using the extensions, make sure they are well connected and positioned. Avoid using the unit while it is in a tilting state or the extensions are improperly connected. Bad connection between stand and unit could result in tilting or upset.

INSTALLING HEIGHT EXTENSIONS



(For the right hand joint)

INSTALLING ARM RESTS



EnergyWellnessProducts.com
(For the left hand)

The Physical Properties of Far Infrared Rays

Reaches into the cell and creates water molecule resonance



Produces atomic molecule resonance



Energy conversion through absorption



Enters the subcutaneous cell layer and elevates temperature



Capillary Dilation



Excreting extravasated blood and congested toxins



Activating cells



Repairing and protecting organ cells



Promoting the formation of enzymes

*Substance harmful to human body are excreted by the above-mentioned functions through sweat and oil glands, such as carcinogenic heavy metals, toxic substances from food processing, lactic acid, nonesterified fatty acids, fat and subcutaneous fat which cause fatigue and aging, as well as hypertension caused by Na ions which trigger uric acid pain.

(Source: "Far Infrared Ray --- Hopes For Cancer")

EnergyWellnessProducts.com



Touch screen control box

Horizontal Handles

